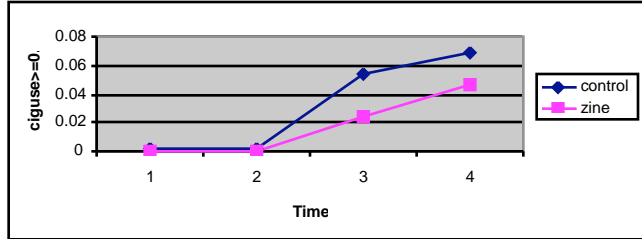
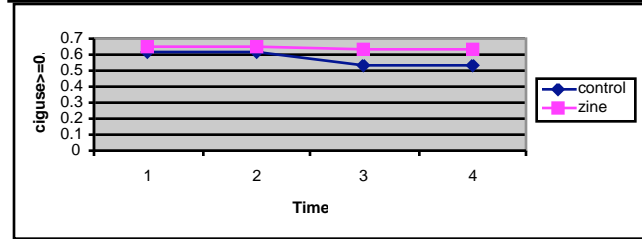


Plot of % of ciguse >=0.50 by zine and control group

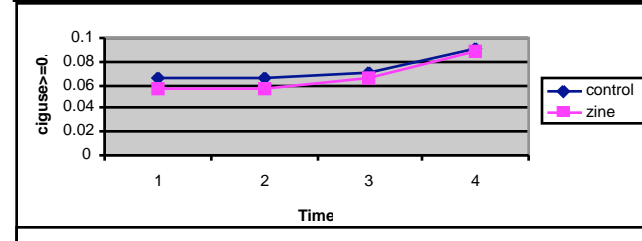
nonsmoker	control	0.0013	0.0013	0.0534	0.0682
	zine	0	0	0.0242	0.046
	Time	1	2	3	4



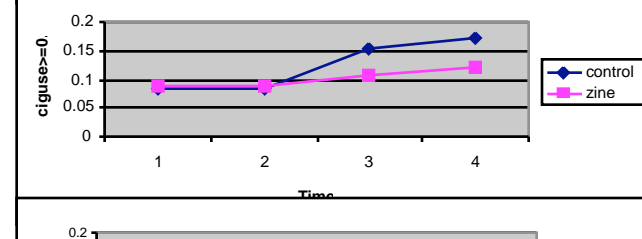
smoker	control	0.625	0.625	0.5309	0.5369
	zine	0.6421	0.6421	0.64	0.6389
	Time	1	2	3	4



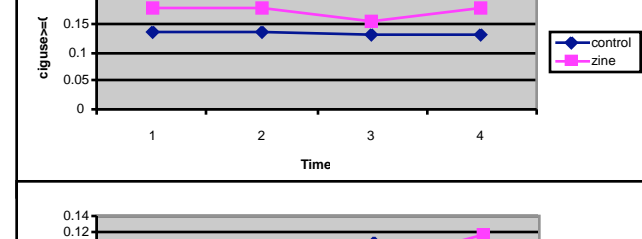
grade 9	control	0.0669	0.0669	0.0709	0.0909
	zine	0.0558	0.0558	0.0658	0.0885
	Time	1	2	3	4



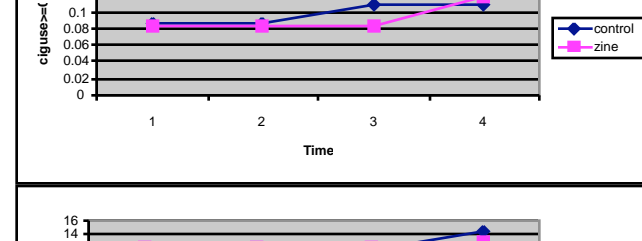
grade10	control	0.0816	0.0816	0.1527	0.1724
	zine	0.0904	0.0904	0.108	0.1212
	Time	1	2	3	4



grade11	control	0.1346	0.1346	0.129	0.1311
	zine	0.1784	0.1784	0.1557	0.1761
	Time	1	2	3	4



female	control	0.087	0.087	0.1093	0.109
	zine	0.0837	0.0837	0.0833	0.1172
	Time	1	2	3	4



male	control	9.82	9.82	11.73	14.68
	zine	12.42	12.42	12.38	12.93
	Time	1	2	3	4

