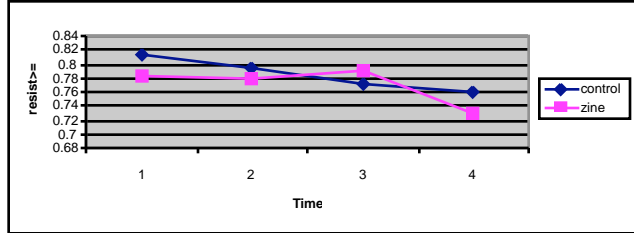
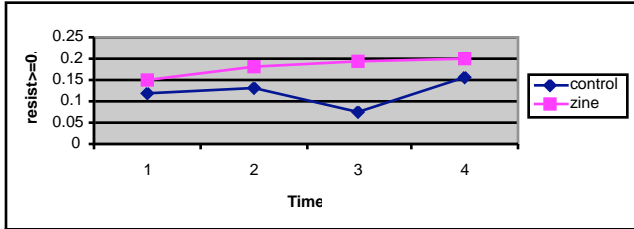


Plot of % of resist ≥ 0.80 by zine and control group

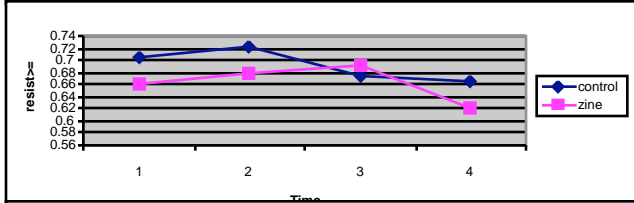
nonsmoker	control	0.8151659	0.7940199	0.7698962	0.7583774
	zine	0.781362	0.7804878	0.7893701	0.7300613
	Time	1	2	3	4



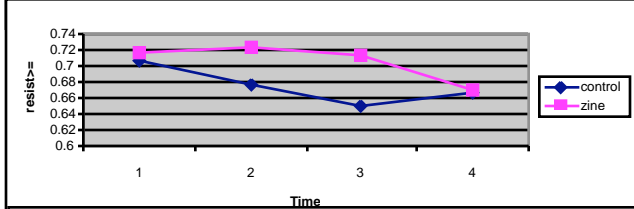
smoker	control	0.1165049	0.13	0.0731707	0.1547619
	zine	0.1495327	0.1782178	0.1923077	0.2027027
	Time	1	2	3	4



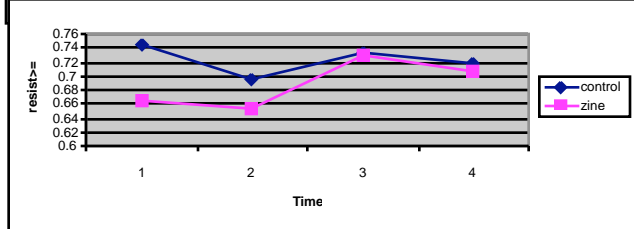
grade 9	control	0.7038328	0.7205882	0.6755725	0.6666667
	zine	0.6615385	0.6778243	0.6923077	0.6217391
	Time	1	2	3	4



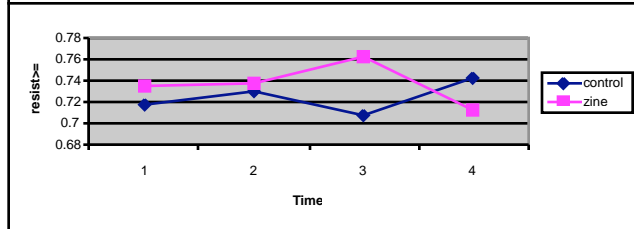
grade10	control	0.7053571	0.6761905	0.6490385	0.6650485
	zine	0.7150259	0.7248677	0.7134831	0.6705202
	Time	1	2	3	4



grade11	control	0.7466667	0.6954545	0.7315789	0.7165775
	zine	0.6666667	0.6536585	0.7298851	0.70625
	Time	1	2	3	4



female	control	0.7183099	0.7307692	0.7087379	0.7428571
	zine	0.7346939	0.7385159	0.7631579	0.7115385
	Time	1	2	3	4



male	control	0.7165354	0.6703297	0.6609687	0.6220238
	zine	0.6341463	0.64	0.665625	0.6171617
	Time	1	2	3	4

